

# DoubleMax™ 2-Float Pump Switch

15 Amp | 120/230VAC

ADJUSTABLE PUMPING RANGE

**ALDERON™**  
Industries

Leading Edge Control Products

**TECHNICAL DATA SHEET**

## DESCRIPTION OF OPERATION



The DoubleMax™ 2-Float Pump Switch is used to turn a pump on and off in environments with temperatures up to 140° F. This product can be used for a wide variety of applications, including but not limited to: septic tanks, sump pits, holding tanks, pump chambers, water tanks, and any other liquid tanks. Available in 120/230VAC bare lead (no plug), 120VAC piggyback plug, and 230VAC piggyback plug, 15 Amp models.


The two floats create an adjustable pumping range between 2" - 60", based on the mounting location of the floats. The pump switch is mechanically operated and activated by the ball inside the float housings. For use as empty tank (normally open) or fill tank (normally closed) configuration with stainless steel pipe clamp float attachments for mounting and various cable lengths.

**NOTE:** Check to make sure the correct pump switch is being used for the application:

**Normally Open** - Contacts are open while hanging down and will close on a rising liquid level. Typically used for empty tank applications.

**Normally Closed** - Contacts are closed while hanging down and will open on a rising liquid level. Typically used for fill tank applications.

## STANDARD FEATURES



**(1) DoubleMax™ Housing** - The float switches and power cable wires are encapsulated in epoxy to ensure a waterproof pump switch. Made with ABS plastic and mounted on a pipe along with the start/stop floats at the desired levels.

**(2) Pipe Clamp Bracket (not shown)** - Located on the back of the DoubleMax™ housing, used to mount the pump switch to a pipe.

**(3) Stainless Steel Pipe Clamps (not shown)** - Two pipe clamps are included to mount the housing with top float switch and bottom float switch to a pipe at the desired mounting locations.

**(4) DoubleMax™ Power Cable** - SJOOW (UL/CSA), 14 gauge, 3-conductor, flexible, and water/oil resistant. Available in 120/230VAC bare lead (no plug), 120VAC piggyback plug, and 230VAC piggyback plug, 15 Amp models.

**(5) Unimax™ Control Float Switch Cable** - SJOOW (UL/CSA), 18 gauge, 2-conductor, flexible, and water/oil resistant.

**(6) Top Control Float** - The top float is mounted on a pipe with the DoubleMax™ housing at the desired start level (normally open/pump down) or stop/off level (normally closed/pump up) using the provided pipe clamp. The narrow angle (10°) switching differential provides precise activation and deactivation of the float switch.

**(7) Bottom Control Float** - The bottom float is mounted on a pipe at the desired stop/off level (normally open/pump down) or start level (normally closed/pump up) using the provided pipe clamp. The narrow angle (10°) switching differential provides precise activation and deactivation of the float switch.

# SPECIFICATIONS

## DoubleMax™ 2-Float Pump Switch

**Primary Voltage**  
120VAC or 230VAC, 50/60 Hz  
*(voltage depends on model/part number)*

**Amperage**  
15 Amps

**Housing Material**  
ABS Plastic

**Cable Type**  
SJOOW (UL/CSA), 14 gauge, 3-conductor, flexible, and water/oil resistant

**Connection Types**  
Bare Lead (no plug; 120/230VAC)  
Piggyback Plug (120VAC or 230VAC)

**Operating Temperature**  
0 - 140° F

**Pumping Range**  
Adjustable, 2.0 - 60.0 inches

**Switch Configuration**  
Single Pole, Single Throw (NO or NC)

**Three-Year Limited Warranty**

NOTE: The DoubleMax™ pump switch must be used with pumps that provide integral thermal overload protection.

## Unimax™ Control Switch



**Electrical**  
4 Amp, 120/230VAC

**Operating Temperature**  
0 - 140° F

**Cable Type**  
SJOOW (UL/CSA), 18 gauge, 2-conductor, flexible, and water/oil resistant

**Float Housing**  
High Impact PVC

**Switch Arrangement**  
Single Pole, Single Throw

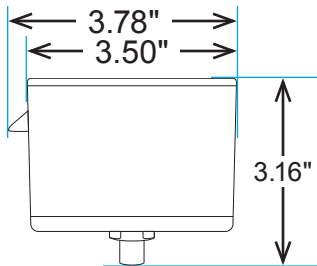
**Switching Differential**  
10° total (narrow angle)

**Certifications**  
UL (US and Canada)

**Three-Year Limited Warranty**

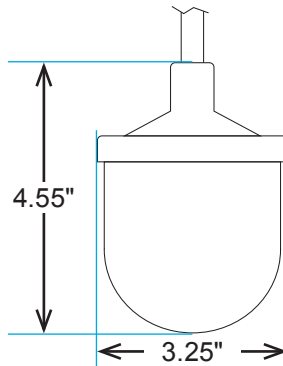
## MECHANICAL DRAWING

DoubleMax™ Pump Switch



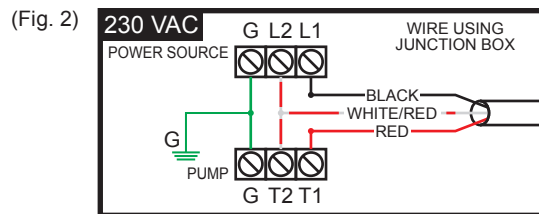
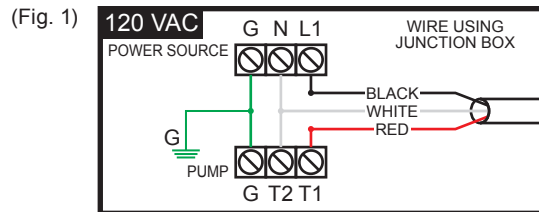
Depth: 1.81"

Unimax™ Control Switch



## WIRING EXAMPLES

The DoubleMax™ pump switch is available in both bare lead and piggyback plug models, 120VAC (Fig. 1) or 230VAC (Fig. 2). The wiring examples shown are for bare lead models or where the piggyback plug needs to be removed. Refer to the pump switch instructions for complete wiring details.



## ORDERING INFORMATION

For a complete list of standard products with pricing, refer to the current year price sheet or visit [alderonind.com](http://alderonind.com) for more information.

PART NUMBER	DESCRIPTION (120/230VAC, Bare Lead or Piggyback Plug   2-Float Pump Switch, 15 Amp)
7639	20' DoubleMax™ 2-Float Pump Switch, 120VAC Piggyback Plug, Pump Down, Stainless Steel Pipe Clamps, Boxed
7642	20' DoubleMax™ 2-Float Pump Switch, 120VAC Piggyback Plug, Pump Up, Stainless Steel Pipe Clamps, Boxed
7657	20' DoubleMax™ 2-Float Pump Switch, 230VAC Piggyback Plug, Pump Down, Stainless Steel Pipe Clamps, Boxed
7660	20' DoubleMax™ 2-Float Pump Switch, 230VACVAC Piggyback Plug, Pump Up, Stainless Steel Pipe Clamps, Boxed
7675	20' DoubleMax™ 2-Float Pump Switch, 120VAC Bare Leads, Pump Down, Stainless Steel Pipe Clamps, Boxed
7678	20' DoubleMax™ 2-Float Pump Switch, 120VAC Bare Leads, Pump Up, Stainless Steel Pipe Clamps, Boxed
7693	20' DoubleMax™ 2-Float Pump Switch, 230VAC Bare Leads, Pump Down, Stainless Steel Pipe Clamps, Boxed
7696	20' DoubleMax™ 2-Float Pump Switch, 230VAC Bare Leads, Pump Up, Stainless Steel Pipe Clamps, Boxed